











Fund Detail

[Menu](#)

	<u>BFY</u>	<u>Cabinet</u>	<u>Appropriation Category</u>	<u>Appropriation Type</u>	<u>Appropriation Unit</u>	<u>Fund</u>	<u>Name</u>	<u>Original Budget</u>	<u>Current Budget</u>	<u>Pre-Encumbered</u>	<u>Encumbered</u>	<u>Actual Expenses</u>	<u>Unobligated</u>	<u>Total Revenue</u>
	2017	B	N	BCCAP	BCCAPJ020	2260	Indirect Cost-Assessment	\$9,862.00	\$9,862.00	\$0.00	\$0.00	\$8,358.00	\$1,504.00	\$8,358.00
✓	2017	B	N	BCEAA	BCEAAJ025	2260	Wine Development Board	\$574,246.00	\$764,326.00	\$0.00	\$369,425.84	\$330,648.05	\$64,252.11	\$325,646.37

[First](#) [Prev](#) [Next](#) [Last](#)[Search](#) ▼ **Budget Actuals**

Purchase Reservations :	\$0.00		Billed Earned Revenue :	(\$72,625.00)	
Pre-Encumbered :	\$0.00		Unbilled Earned Revenue :	\$0.00	
Encumbered :	\$369,425.84		Collected Earned Revenue :	\$398,271.37	
Accrued Expenses :	\$903.97		Billed Unearned/Deferred Revenue :	\$0.00	
Cash Expenses :	\$329,744.08		Collected Unearned/Deferred Revenue :	\$0.00	
Actual Expenses :	\$330,648.05		Total Revenue :	\$325,646.37	
Uncommitted :	\$64,252.11				
Unobligated :	\$64,252.11				
Unexpended Cash :	\$434,581.92				
Unexpended Accrued :	\$433,677.95				
Expenditure Available :	(\$5,001.68)				
Encumbered Available :	\$364,424.16				

▶ **Budget Amounts**▶ **General Information**[Top](#)[Modified Budget Line Controls](#)[Previous Level](#)











Fund Detail

[Menu](#)

BFY	Cabinet	Appropriation Category	Appropriation Type	Appropriation Unit	Fund	Name	Original Budget	Current Budget	Pre-Encumbered	Encumbered	Actual Expenses	Unobligated	Total Revenue
2017	B	A	BCAFA	BCAFAB046	2260	IT Asset Maint	\$3,232.00	\$1,063.00	\$0.00	\$0.00	\$0.00	\$1,063.00	\$0.00
2017	B	A	BCAOP	BCAOPCOP1	2260	2017-B-A-BCAOP-BCAOPCOP1-2260	\$0.00	\$12,330.00	\$0.00	\$0.00	\$12,330.00	\$0.00	\$0.00
2017	B	A	BCC10	BCC10B014	2260	2017-B-A-BCC10-BCC10B014-2260	\$0.00	\$775.00	\$0.00	\$0.00	\$775.00	\$0.00	\$0.00
2017	B	A	BCC15	BCC15B003	2260	CORE Operations	\$0.00	\$2,410.00	\$0.00	\$0.00	\$1,204.99	\$1,205.01	\$0.00
2017	B	A	BCC20	BCC20B013	2260	Workers' Comp CF	\$0.00	\$1,148.00	\$0.00	\$0.00	\$1,148.00	\$0.00	\$0.00
2017	B	A	BCC30	BCC30B006	2260	Leased Vehicle-CF	\$1,000.00	\$1,000.00	\$0.00	\$0.00	\$60.00	\$940.00	\$0.00
✓ 2017	B	A	BCL10	BCL10B007	2260	Legal Services	\$3,150.00	\$4,150.00	\$0.00	\$0.00	\$2,418.43	\$1,731.57	\$0.00
2017	B	A	BCT10	BCT10B004	2260	Payment to OIT CF	\$0.00	\$3,008.00	\$0.00	\$0.00	\$1,504.01	\$1,503.99	\$0.00

First Prev [Next](#) [Last](#)[Search](#) 

▼ Budget Actuals

Purchase Reservations :	\$0.00		Billed Earned Revenue :	\$0.00	
Pre-Encumbered :	\$0.00		Unbilled Earned Revenue :	\$0.00	
Encumbered :	\$0.00		Collected Earned Revenue :	\$0.00	
Accrued Expenses :	\$0.00		Billed Unearned/Deferred Revenue :	\$0.00	
Cash Expenses :	\$2,418.43		Collected Unearned/Deferred Revenue :	\$0.00	
Actual Expenses :	\$2,418.43		Total Revenue :	\$0.00	
Uncommitted :	\$1,731.57				
Unobligated :	\$1,731.57				
Unexpended Cash :	\$1,731.57				
Unexpended Accrued :	\$1,731.57				
Expenditure Available :	(\$2,418.43)				
Encumbered Available :	(\$2,418.43)				

▶ Budget Amounts

▶ General Information











[Top](#)[Modified Budget Line Controls](#)[Previous Level](#)

Fund Detail

[Menu](#)

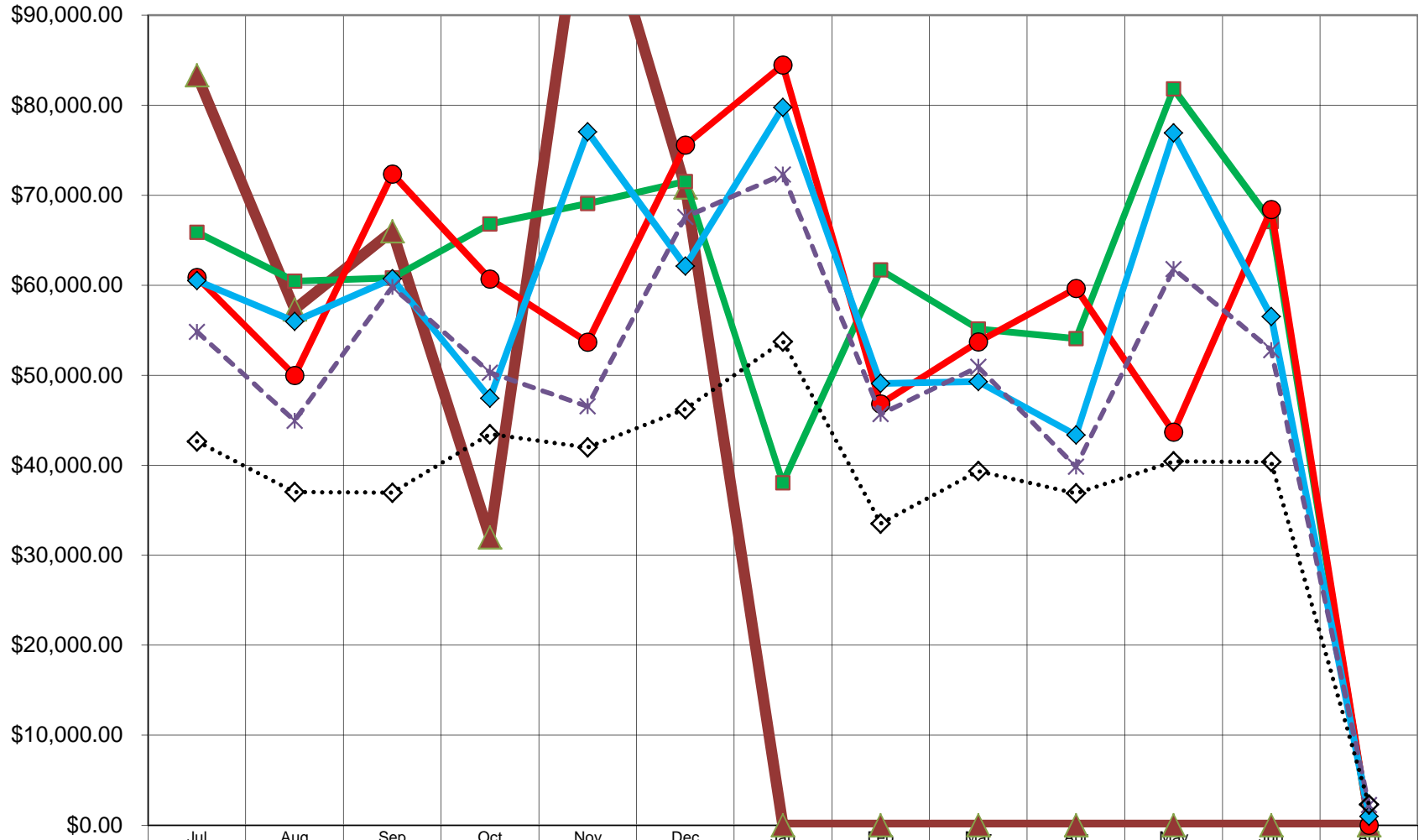
	<u>BFY</u>	<u>Cabinet</u>	<u>Appropriation Category</u>	<u>Appropriation Type</u>	<u>Appropriation Unit</u>	<u>Fund</u>	<u>Name</u>	<u>Original Budget</u>	<u>Current Budget</u>	<u>Pre-Encumbered</u>	<u>Encumbered</u>	<u>Actual Expenses</u>	<u>Unobligated</u>	<u>Total Revenue</u>
	2017	B	N	BCCAP	BCCAPJ020	2260	Indirect Cost-Assessment	\$9,862.00	\$9,862.00	\$0.00	\$0.00	\$8,358.00	\$1,504.00	\$0.00
✓	2017	B	N	BCEAA	BCEAAJ025	2260	Wine Development Board	\$574,246.00	\$764,326.00	\$0.00	\$369,425.84	\$329,668.59	\$65,231.57	\$331,441.91

[First](#) [Prev](#) [Next](#) [Last](#)[Search](#) ▼ **Budget Actuals**

Purchase Reservations :	\$0.00		Billed Earned Revenue :	(\$73,050.00)	
Pre-Encumbered :	\$0.00		Unbilled Earned Revenue :	\$0.00	
Encumbered :	\$369,425.84		Collected Earned Revenue :	\$404,491.91	
Accrued Expenses :	\$0.00		Billed Unearned/Deferred Revenue :	\$0.00	
Cash Expenses :	\$329,668.59		Collected Unearned/Deferred Revenue :	\$0.00	
Actual Expenses :	\$329,668.59		Total Revenue :	\$331,441.91	
Uncommitted :	\$65,231.57				
Unobligated :	\$65,231.57				
Unexpended Cash :	\$434,657.41				
Unexpended Accrued :	\$434,657.41				
Expenditure Available :	\$1,773.32				
Encumbered Available :	\$371,199.16				

▶ **Budget Amounts**▶ **General Information**[Top](#)[Modified Budget Line Controls](#)[Previous Level](#)

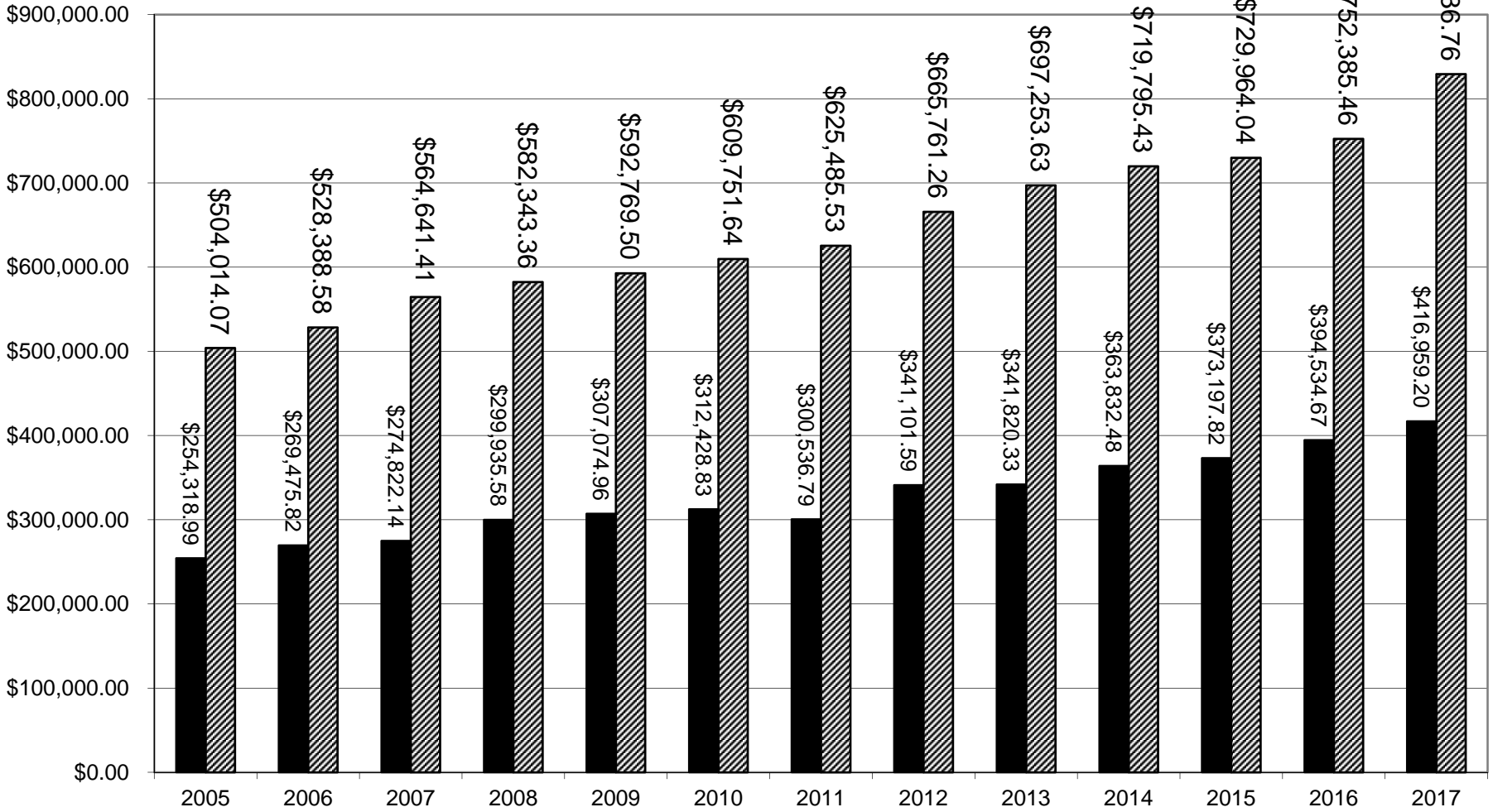
CWIDB Monthly Revenue Comparison



	Jul	Aug	Sep	Oct	Nov	Dec	Jan	Feb	Mar	Apr	May	Jun	Jul
FY 2017	\$83,340.74	\$57,325.65	\$65,989.46	\$31,990.64	\$107,451.88	\$70,860.83	\$0.00	\$0.00	\$0.00	\$0.00	\$0.00	\$0.00	\$0.00
FY 2016	\$65,890.28	\$60,445.32	\$60,798.72	\$66,797.87	\$69,068.16	\$71,534.32	\$38,036.80	\$61,721.06	\$55,134.45	\$54,072.64	\$81,803.64	\$67,082.20	\$0.00
FY 2015	\$60,874.32	\$49,968.03	\$72,370.51	\$60,700.73	\$53,689.57	\$75,594.66	\$84,466.34	\$46,813.13	\$53,709.31	\$59,657.45	\$43,690.66	\$68,429.33	\$0.00
FY 2014	\$60,521.81	\$55,977.81	\$60,718.47	\$47,457.41	\$77,037.15	\$62,119.83	\$79,771.32	\$49,094.27	\$49,280.90	\$43,367.50	\$76,931.25	\$56,517.71	\$1,000.00
AVG FY 2010-2013	\$54,819.07	\$44,949.86	\$59,798.30	\$50,287.37	\$46,538.10	\$67,579.19	\$72,308.19	\$45,678.06	\$50,921.28	\$39,826.73	\$61,808.28	\$52,798.59	\$2,250.00
AVG FY 2000-2009	\$42,646.07	\$37,029.48	\$36,951.40	\$43,458.04	\$41,982.04	\$46,229.65	\$53,750.01	\$33,521.69	\$39,344.29	\$36,870.08	\$40,431.61	\$40,365.31	\$2,300.92

Fiscal Year Revenue Totals

■ Revenue YTD ▨ Total Year or Proj



FY	2017
Department	DOA - Agricultural Markets Division
Fund	2260
Unit Name	Wine Board

Sum of Net Activity Amount				
Activity	Appropriation	Object Name	Total	
7701	BCAFAB046	Communication Charges - External	\$0.00	
	BCAFAB046 Total		\$0.00	
	BCAOPCOP1	Bond/Note/Certification of Participation Principal	\$12,330.00	
	BCAOPCOP1 Total		\$12,330.00	
	BCC10B014	Insurance for Other Than Employee Benefits	\$775.00	
	BCC10B014 Total		\$775.00	
	BCC15B003	Personal Services - Information Technology	\$1,204.99	
	BCC15B003 Total		\$1,204.99	
	BCC20B013	Statutory Personnel & Payroll System Workers' Compensation	\$1,148.00	
	BCC20B013 Total		\$1,148.00	
	BCC30B006	Rental/Lease Motor Pool Vehicle	\$60.00	
	BCC30B006 Total		\$60.00	
	BCCAPJ020	Transfers Out For Indirect Costs - Cash	\$8,358.00	
	BCCAPJ020 Total		\$8,358.00	
				Total Ext Approps
				\$23,875.99
				6.67%
	BCEAAJ025	Books/Periodicals/Subscriptions	\$18.50	
		Communication Charges - External	\$414.00	
		Communication Charges - Office of Information Technology	\$370.53	
		Dues and Memberships	\$1,320.00	
		Food and Food Service Supplies	\$0.00	
		In-State Employee Mileage Reimbursement	\$7.84	
		In-State Personal Travel Per Diem	\$102.00	
		In-State Travel	\$374.00	
		In-State Travel/Non-Employee	\$261.68	
		In-State/Non-Employee - Personal Per Diem	\$94.00	
		In-State/Non-Employee - Personal Vehicle Reimbursement	\$1,164.39	
		Noncapitalizable Equipment	\$929.34	
		Official Functions	\$1,234.60	
		Out-of-State Common Carrier Fares	\$564.59	
		Out-of-State Personal Travel Per Diem	\$480.00	
		Out-of-State Travel	\$1,507.36	
	Parking Fees	\$181.00		
	Postage	\$830.84		
	Printing and Reproduction Services	\$0.00		
	Purchased Services	\$332.00		
	Registration Fees	\$513.95		
	Rental of Land	\$0.00		
	Rental of Motor Vehicles	\$193.93		
	Rental/Motor Pool Mile Charge	\$399.35		
	Statutory Personnel & Payroll System Dental Insurance	\$510.84		
	Statutory Personnel & Payroll System Disability	\$100.08		
	Statutory Personnel & Payroll System FICA-Medicare Contrib.	\$767.26		
	Statutory Personnel & Payroll System Health Insurance	\$9,534.58		
	Statutory Personnel & Payroll System Life Insurance	\$96.80		
	Statutory Personnel & Payroll System Other Employee Benefits	\$0.00		
	Statutory Personnel & Payroll System Other Retirement Plans	\$1,241.00		
	Statutory Personnel & Payroll System Overtime Wages	\$617.66		
	Statutory Personnel & Payroll System PERA	\$4,119.40		
	Statutory Personnel & Payroll System PERA - AED	\$2,429.33		
	Statutory Personnel & Payroll System Pera - Supplemental AED	\$2,376.56		
	Statutory Personnel & Payroll System Regular Full-Time Wages	\$40,585.00		
	Statutory Personnel & Payroll System Regular Part-Time Wages	\$12,097.24		
	Supplies and Materials	\$124.10		
BCEAAJ025 Total		\$85,893.75		
BCL10B007	Legal Services	\$2,418.43		
BCL10B007 Total		\$2,418.43		
BCT10B004	Personal Services - Information Technology	\$1,754.68		
BCT10B004 Total		\$1,754.68		
			Admin adjustment	
			\$361.76	
7701 Total			\$113,942.85	
			Adj Admin Total	
			\$114,304.61	

31.95%

7702	BCEAAJ025	Dues and Memberships	\$0.00	
		In-State/Non-Employee - Personal Per Diem	\$86.00	
		In-State/Non-Employee - Personal Vehicle Reimbursement	\$317.52	
		Personal Services - Other State Departments	\$75,348.43	
		Postage	\$0.49	
		Supplies and Materials	\$47.52	
	BCEAAJ025 Total		\$75,799.96	
7702 Total			\$75,799.96	Research Total 21.19%
				Invoices only through October
7703	BCEAAJ025	Advertising and Marketing	\$1,150.00	
		Books/Periodicals/Subscriptions	\$49.95	
		In-State Employee Mileage Reimbursement	\$90.65	
		In-State Personal Travel Per Diem	\$44.00	
		Personal Services - Professional	\$102,909.41	
		Printing and Reproduction Services	\$12,065.25	
		Purchased Services	\$0.00	
		Supplies and Materials	\$9,921.96	
	BCEAAJ025 Total		\$126,231.22	
7703 Total			\$126,231.22	Mktg & Events Total
				\$160,555.62
				44.88%
7704	BCEAAJ025	Advertising and Marketing	\$2,100.00	
		Food and Food Service Supplies	\$3,891.50	
		Gasoline	\$30.86	
		In-State Travel	\$195.90	
		In-State Travel/Non-Employee	\$7,179.05	
		Non-Employee State Owned Aircraft	\$3,057.00	
		Official Functions	\$17,156.76	
		Out-of-State Travel	\$153.12	
		Parking Fees	\$202.00	
		Supplies and Materials	\$358.21	
	BCEAAJ025 Total		\$34,324.40	
7704 Total			\$34,324.40	Events Total
7705	BCEAAJ025	Personal Services - Professional	\$7,057.50	
	BCEAAJ025 Total		\$7,057.50	
7705 Total			\$7,057.50	Quality Total
				1.97%
(blank)	BCC15B003	Personal Services - Information Technology	\$0.00	
	BCC15B003 Total		\$0.00	
	BCEAAJ025	In-State Travel/Non-Employee	\$345.00	
		In-State/Non-Employee - Personal Per Diem	\$5.00	
		In-State/Non-Employee - Personal Vehicle Reimbursement	\$11.76	
		Other Operating Expenses	\$0.00	
		Postage	\$0.00	
	BCEAAJ025 Total		\$361.76	
	BCL10B007	Legal Services	\$0.00	
	BCL10B007 Total		\$0.00	
(blank) Total			\$361.76	
Grand Total			\$357,717.69	